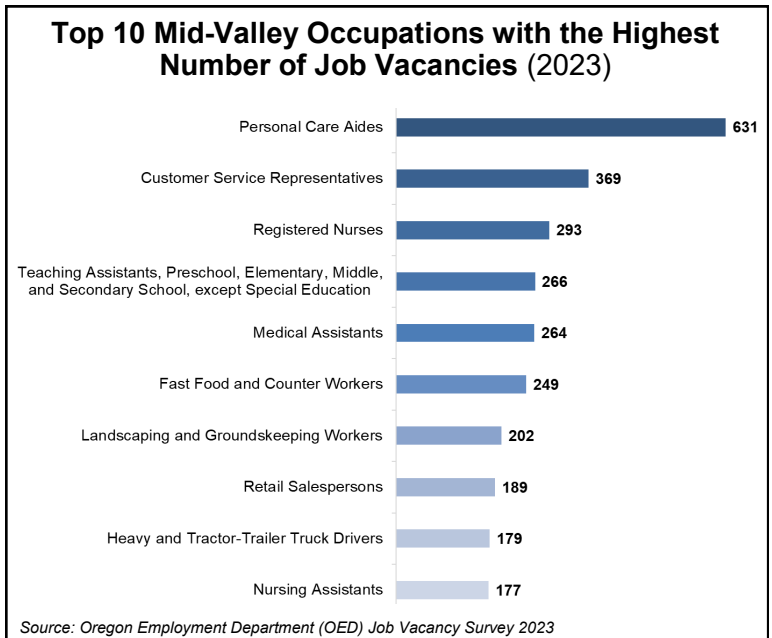
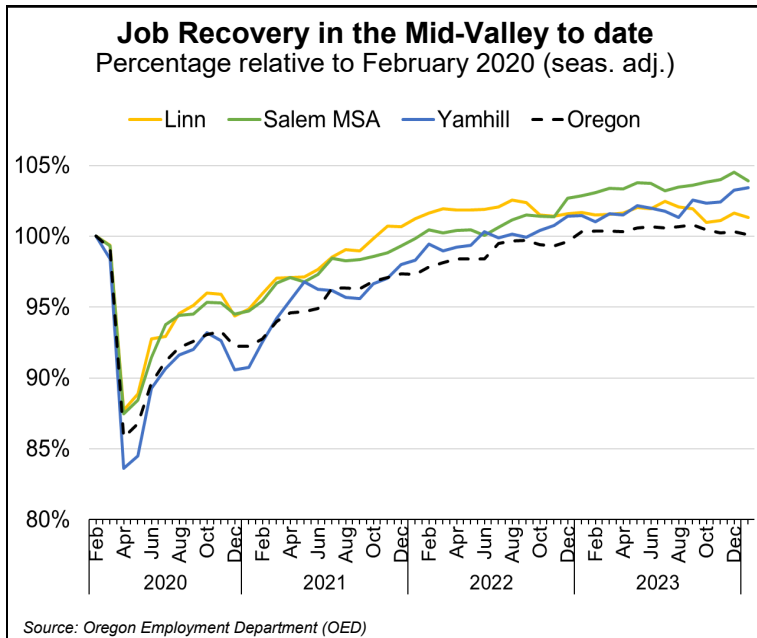
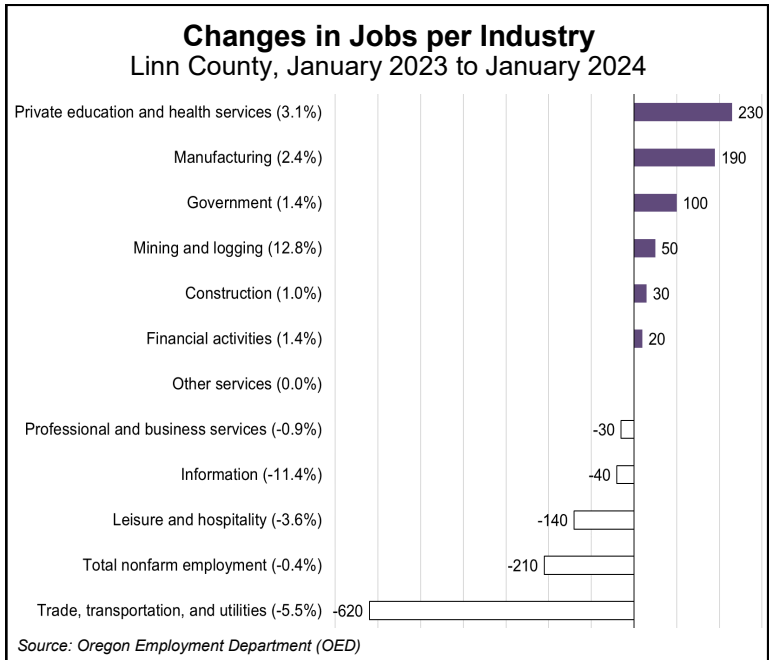
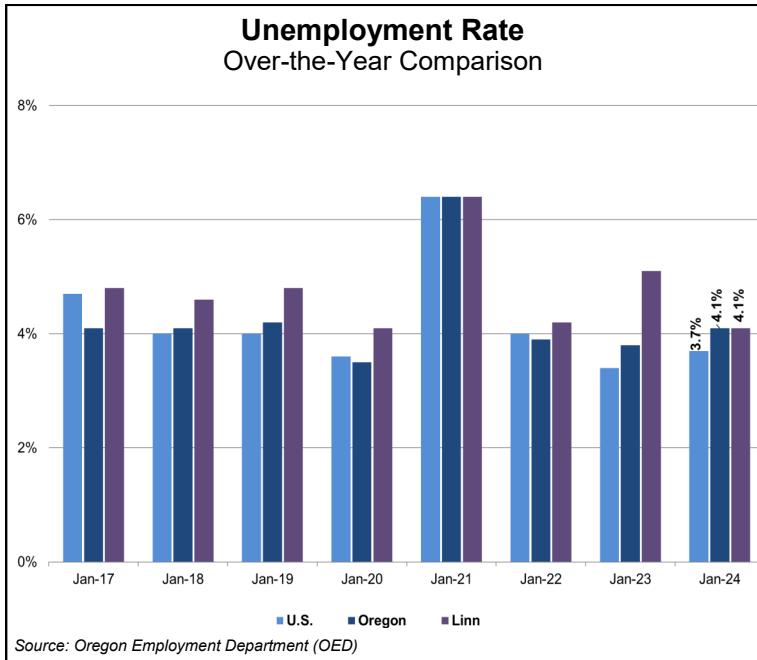


Mid-Valley Economic Indicators— Linn County, January Data

Linn County's seasonally adjusted unemployment rate was 4.1% in January, up slightly from December's rate of 4.0%. Similarly, Oregon's statewide unemployment rate increased from 4.0% in December to 4.1% in January. During this time, seasonally adjusted employment decreased by 130 jobs, and employment is now 630 jobs, or 1.3% above the February 2020 pre-pandemic employment level.

From January of last year to January of this year, total nonfarm employment decreased by 0.4%, or by 210 jobs. Private education and health services had the largest employment gains over the year (+230 jobs), followed by the manufacturing industry (+190 jobs). The trade, transportation, and utilities industry had the greatest employment losses (-620 jobs), followed by the leisure and hospitality industry (-140 jobs).

HELP WANTED IN THE MID-VALLEY— In the Mid-Valley, there were a reported 9,200 job vacancies at any given time in 2023. The number of Mid-Valley vacancies declined in 2023 after two years of record highs. Healthcare support occupations represented the group with the most vacancies, followed by office and administrative support. Over half (55%) of the Mid-Valley job vacancies required no education beyond high school, and the average hourly wage for all vacant Mid-Valley positions was \$23.51. To learn more about regional and statewide job vacancies, you can visit our Job Vacancy Survey section on the publications page of QualityInfo.org, where you can also find an [article on Oregon](#) job vacancies.



For more information and/or to be added to the monthly e-mail distribution list, contact:

Jordan Macias, Workforce Analyst, Oregon Employment Dept.
Serving Linn, Marion, Polk and Yamhill counties
jordan.a.macias@employ.oregon.gov | Tel.: (541) 223-4954

Join the conversation and stay informed.
Qualityinfo.org/mid-valley

Contact us for online presentations and speaking engagements.